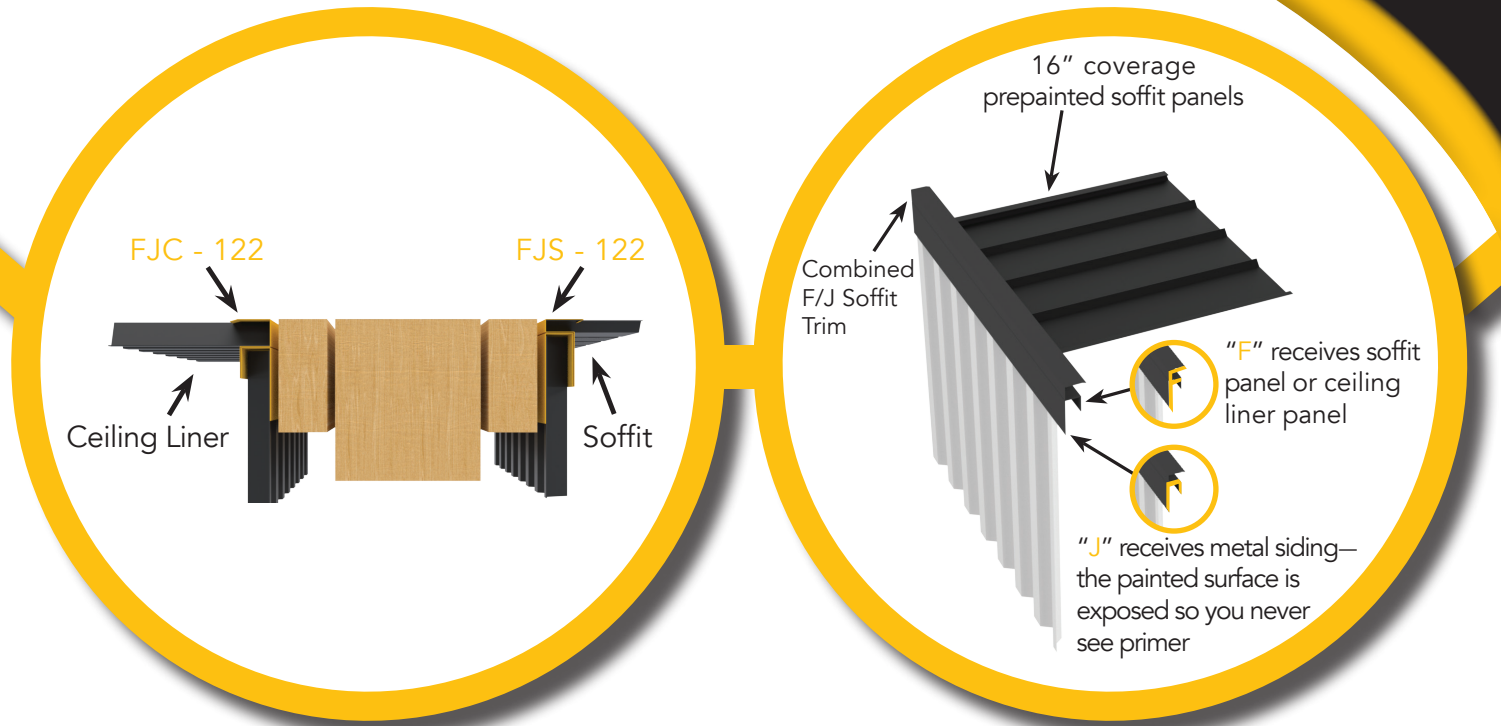


**Look Closer:** Sometimes it's difficult to understand how all these pieces fit together. Get a closer look at our soffit panels, and see how MWI's trim systems can work for your next project!



# A CLOSER LOOK

SOLID SOFFIT

CENTER-VENT

FULL-VENT



# SOFFIT & TRIM SYSTEMS



# SOFFIT




# TRIM

- Available in prepainted steel or aluminum
- Precut lengths (12" or 24" standard)
- Full-vent, center-vent or solid panels
- 12" CV panel provides 7.5 sq. in. of free area per ft.
- 12" FV panel provides 15 sq. in. of free area per ft.
- 24" CV panel provides 15 sq. in. of free area per ft.
- 24" FV panel provides 30 sq. in. of free area per ft.

## ALUMINUM

## AND STEEL

- The combined F/J trim is available in two sizes to receive either the soffit panel or a ceiling liner panel
- 3/8" J trim available to trim angles and corners
- 3/8" F trim available for residential or wood siding

MODEL NUMBER	DESCRIPTION	LENGTH	PIECES PER CARTON	VIEW
S144 S144A	144" LONG - 16" WIDE COVERAGE SOFFIT PANEL - STEEL SOFFIT PANEL - ALUMINUM	144" 144"	12 12	
S1200 S1200A	11.75" LONG - 16" WIDE COVERAGE SOFFIT PANEL - STEEL SOFFIT PANEL - ALUMINUM	11.75" 11.75"	30 30	
S2400 S2400A	23.75" LONG - 16" WIDE COVERAGE SOFFIT PANEL - STEEL SOFFIT PANEL - ALUMINUM	23.75" 23.75"	15 15	

SPECIAL CUT LENGTHS AVAILABLE! SIZES RANGE FROM 7" TO 144." PLEASE CALL FOR DETAILS!

MODEL NUMBER	DESCRIPTION	LENGTH	PIECES PER CARTON	VIEW
J 3/8 - 120	3/8" "J" TRIM - STEEL	120"		
F 3/8 - 120	3/8" "F" TRIM - STEEL 3/8" REVERSE "F" TRIM - STEEL	120"		
FJS - 122	COMBINED FJ TRIM FOR SOFFIT WITH 1 3/4" COVERAGE - STEEL	120" 122"	12	
FJS - 144	COMBINED FJ TRIM FOR SOFFIT WITH 1 3/4" COVERAGE - STEEL	144"	12	
FJC - 122	COMBINED FJ TRIM FOR CEILING LINER PANEL - STEEL	122"	12	

STANDARD CUT LENGTHS SHOWN ABOVE! PLEASE CALL FOR ADDITIONAL INFO!